



Bedford High School

Name

Primary School

**TO CARE
TO LEARN
TO ACHIEVE**

TRANSITION Booklet





Headteacher's Welcome

Dear Year 6 student

We look forward to welcoming you in September. In the meantime, we have put together a range of interesting activities for you to complete between now and when you join us. We hope that you enjoy them. The different tasks give you the opportunity to showcase your skills and talents. These are not tests so don't worry if you don't finish everything, just have a go. Show us how you take pride in your work by taking the time to produce your best pieces.

In your first week at Bedford High School, you will hand your booklet to your form tutor. There will be certificates and reward points for the best booklets in each form group. Additional rewards will include **'best presentation'**, **'most accurate'** and **'most detailed'** and will be awarded by your Pastoral Manager in a special Year 7 assembly.

You should try to complete the work on your own. Just try your best and avoid asking anyone else to help you. It is an opportunity for you to share with us what you can do.

We look forward to seeing all your hard work in September.

Mrs Phillips
Headteacher

Dear Parents / Guardians

Please encourage your child to complete as much of this booklet as possible. They should start each page but may find that they are unable to complete them all. It is best that your child attempt this work alone. This will help their teachers find out about them as a learner, which is very important for us.

Thank you for your support and cooperation.

We look forward to working with you and your children in September.



Getting to know you

Create a pen portrait for your form tutor

My favourite place is	
My favourite food is	
My interests are	
I don't like	
I like to listen to	
My favourite day is	
My favourite band / music is	
My favourite sport is	
My favourite programme is	
My favourite colour is	
I like to wear	
I am really good at	
I would most like to be	
I am looking forward to	
I am happiest when	
I worry about	
I am sad when	

Full Name



Subject tasks



**English /
Literacy**



Enterprise



**Mathematics /
Numeracy**



**Food
Technology**



Science



Games



Art



Geography



**Computer
Science**



History



Dance



**Modern
Foreign
Languages**



**Design
Technology**



Music



Drama



**Religion and
Citizenship
(RSE)**

ENGLISH

Writing to Describe



Your task is to write *the opening 3 paragraphs of a spooky story. Concentrate on describing the setting and on introducing **one** character. End with the sentence. 'Then the door opened...'*

Task 1 *Introduce your character and describe their emotions as they walk towards the house. Use the word bank below to help you.*

Emotions

Sick with fear
Throat dry
Struck dead with terror
Heart beating painfully fast
and banging against my ribs
Fear settled like a dark fog
Gripped with anxiety
Back of my neck prickled
with dread
Paralysed with fear
Panic rose in my chest

Describe the sky. Use the word bank below to help you.

Task 2

Sky

As black as the devil's
heart
Grumbling, rumbling
Solitary moonbeam
Bruised
Inky blackness
Clouds hung ominously
Shadowy mass
Murky, threatening

Full Name

Task 3 *Read this story opening to help you! Highlight words and phrases and use them in your own work.*

A sudden dark shadow swept across the bright moon, momentarily blocking out its light. Sarah stumbled against a gravestone that was leaning towards the path like a cracked and crooked tooth. An owl gave a ghostly hoot as Heath Manor finally rose into view behind a line of dense, gloomy fir trees. The closer she got, the more it looked like a brooding monster: battered and bruised, but still menacing. A fierce wind tugged at its broken shutters.

Sarah was not supposed to be here - but she was never one to do as she was told. She flicked back a long, stubborn lock of hair, set her face into a picture of grim determination and pressed onwards. She had been given a dare and she would win that dare at all costs. Plus, she had a reputation to maintain. With a final glance back towards her warm house in the far distance, she pressed onwards.

Brittle twigs snapped underneath Sarah's feet but the night was otherwise hushed in anticipation, coaxing her forward. Before she had time to reconsider, there she was, gazing up at the huge, imposing, door. She barely had time to inspect the dancing demons that decorated its panels before she heard the faint sound of somebody wailing.

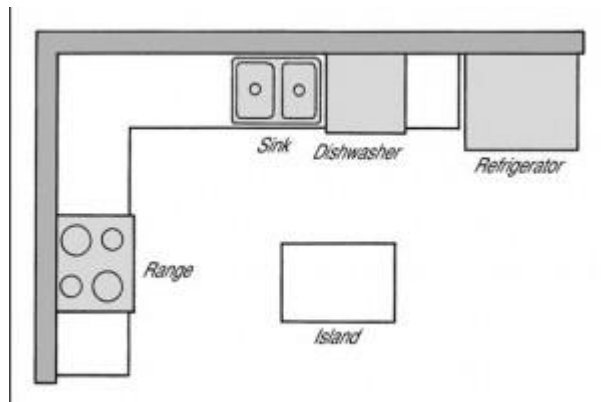
Then the door opened...

Now you write! **Task 4**

Full Name



MATHS



You are going to help renovate a kitchen.

You are in charge of design, budget, and planning.

Think about all the equipment needed in a kitchen.

Think carefully about the position of everything.

Don't forget items like cutlery, plates, and a bin!

The kitchen is in the shape of a rectangle of length 6 metres and width 4 metres.

Your task is to:

- Create a scale drawing* similar to the ones above of your kitchen design (remember to give a key for your scale)
- List all items purchased (including price and supplier)
- Give a total cost

EXTENSION

- Research how long it would take to install everything, and devise a timetable for the completion of the work (not all the work will be able to take place at the same time)

***Scale drawing:** This is where you choose a measurement to reflect real life, for example 1 metre in real life is equal to 2 cm on your drawing. Use the next page for your creation



MATHS

Full Name

SCIENCE



Welcome to Bedford Science. We are looking forward to learning and investigating with you! Have a go at some of these science **challenges**:

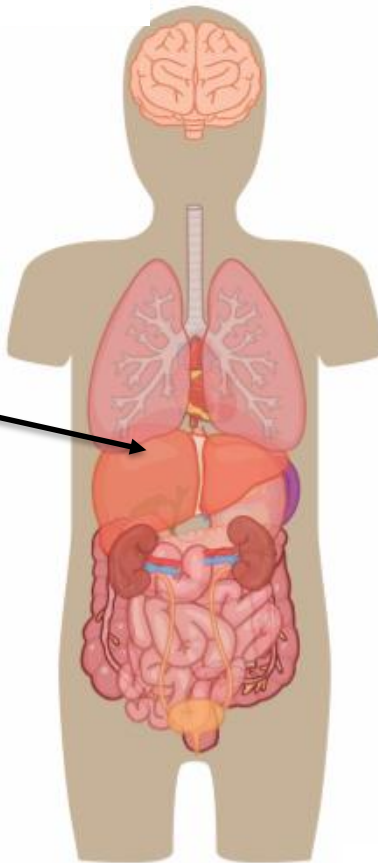


1) Can you label the organs of the human body? **Challenge:** What is the job (function) of each organ?

Organs to label: lungs, trachea, brain, kidneys, bladder, large intestine, small intestine, heart, stomach, rectum.

Liver.

Function: Takes toxins out of our blood and makes bile to help with digestion.



2) Experiment at home: Can you plant some seeds? Investigate which seeds grow the tallest if you change these variables: 1. one in the light and watered, 2. one in the shade and watered, 3. one in the light no water, 4. one in the shade no water. Draw pictures of each plant. **Challenge:** can you label the parts of a plant?

Full Name

SCIENCE



3) Water resistance slows down moving objects. Sharks can move quickly because they have streamlined bodies (they have a shape that lets them move through the water easily). It is difficult to run in water because it pushes against you.

Experiment at home: Can you draw or make an object (e.g. boat) that can move easily through the water. Think about the science involved in this design. Stick your photo or diagram here:

4) Testing the properties of materials.

You can test to see which material is a thermal insulator. Which material will keep a cup of tea the hottest for longest? (Make sure you get the permission from an adult before using the kettle).

On a separate piece of paper can you:

- Plan which materials to wrap around your cups. E.g. foil, cloth, paper.
- Control your variables. E.g use the same amount of tea each time.
- Write a method – what will you do, step by step?
- Write a prediction. Which tea will remain the hottest and why?
- Draw a diagram.
- Collect some results.
- Write a conclusion. What did you find out?



SCIENCE







Full Name

What you will need:

1. Pencil 2. Pen 3. Something to colour in with. (A felt tip would be best)

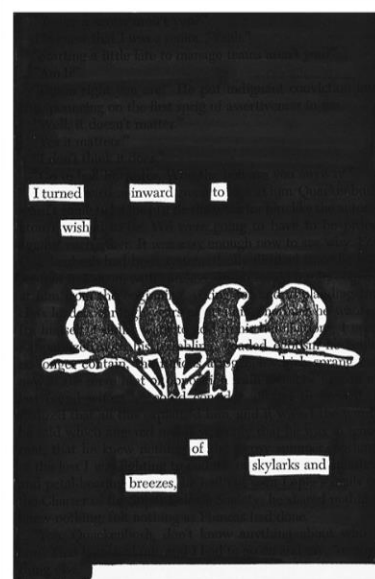
EXAMPLE

Chosen word: Rainbow



Chosen word: _____

Chosen word:

[illegible]

1. Find a few words or phrases that you like and circle them with a pen.
2. Draw an image connected to one of the words you have circled eg. 'happy' draw a smiley face and draw it in the centre of your text in pencil first.
3. Boldly box the words you are keeping with pen, sharpie, dark pencil, etc. Erase any circles around words you don't want. Read through your final poem. Now it's time to start blackening. Using a sharpie, pen, or pencil, black out everything that is NOT a word in your poem or one of your own sketches.

Full Name



ART



Full Name

COMPUTER SCIENCE



Welcome to Bedford Computing . We are looking forward to meeting you all in September. These next few pages are designed to give us an idea about what you know already about computing.

Do you own a computer or a console at home?

If you do, what sort of games do you like to play on it?

Big question: which is better an xBox or PlayStation!?

Why do you think that?

Have you seen the new consoles, they look amazing!

Do you have access to a keyboard? One thing that you could be working on this summer is your typing skills. When you get to school you will be using keyboards to type on, in many different subjects!

If you put this link* into your computer, it will send you to a website with 10 different typing games. Maybe get your Parent / guardian to look at the websites with you to see what they think is appropriate for you.

*



<https://www.todaysparent.com/family/fun-typing-games-for-kids/>

Full Name

COMPUTER SCIENCE



There are only 2 types of people in the world: those who understand binary and those who don't.

Some primary schools may have taught you about some of these things below before, so let's see what you can remember!

Binary to denary:

Can you convert the binary number 1011 into a denary number?

Denary to Binary:

Can you convert the denary number 24 into a binary number?

E Safety is a really important tool that we teach at Bedford. What do you know about E Safety?

Can you describe how you can stay safe when you go online?

Finally, can you label this diagram of a computer?

Computer, monitor, keyboard, mouse



Extension:

What is a CPU?



DANCE

What experience do you have of dancing? (e.g. go to dance lessons, took part in primary school PE lessons etc.)	
Have you ever been part of a Dance Performance? e.g. at Primary School, in a show, for your dance school.)	
What dance have you seen? (On TV, at the theatre, at Primary School.)	
Name the dance styles that you know.	
At Bedford High School, we do lots of different styles of dance. Which style would you like to take part in the most?	
Name any famous dancers or dance groups that you know.	



Full Name

TASK: Choose 1 of the tasks below to complete. If you LOVE Dance and want to make an impression...why not try them all!



TASK 1: Learn one of the popular tik tok dances and recreate it...OR create your own from scratch!

TASK 2: Watch any 2 dances from the programme 'So You Think You Can Dance' (you can find these on YouTube)- and write a few sentences on why you enjoyed each performance.


TASK 3: Spend 30 minutes copying your favourite 'Just Dance' videos that you can find online.

TASK 4: Work on your flexibility following an online tutorial. Here is an example:
<https://www.youtube.com/watch?v=jeNwE4VXqgs>


TASK 5: If you feel confident...choose a dance style and theme and create a short solo and film it. Save the video to show Mrs Duffy when you start in September!

TASK 6: Watch a film/musical that has dance in it! Examples: 'Step Up', 'High School Musical' 'Mary Poppins' 'Grease'. Write a paragraph about why you enjoyed the dancing in the film.

TASK 7: Choose 4 different styles of dance. Research each style and create an information sheet or power-point based on the style. (You can include - specific movements, costumes, where the style came from etc.)



DANCE



Full Name


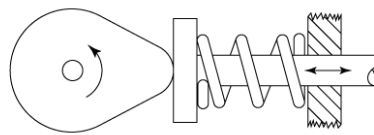
--



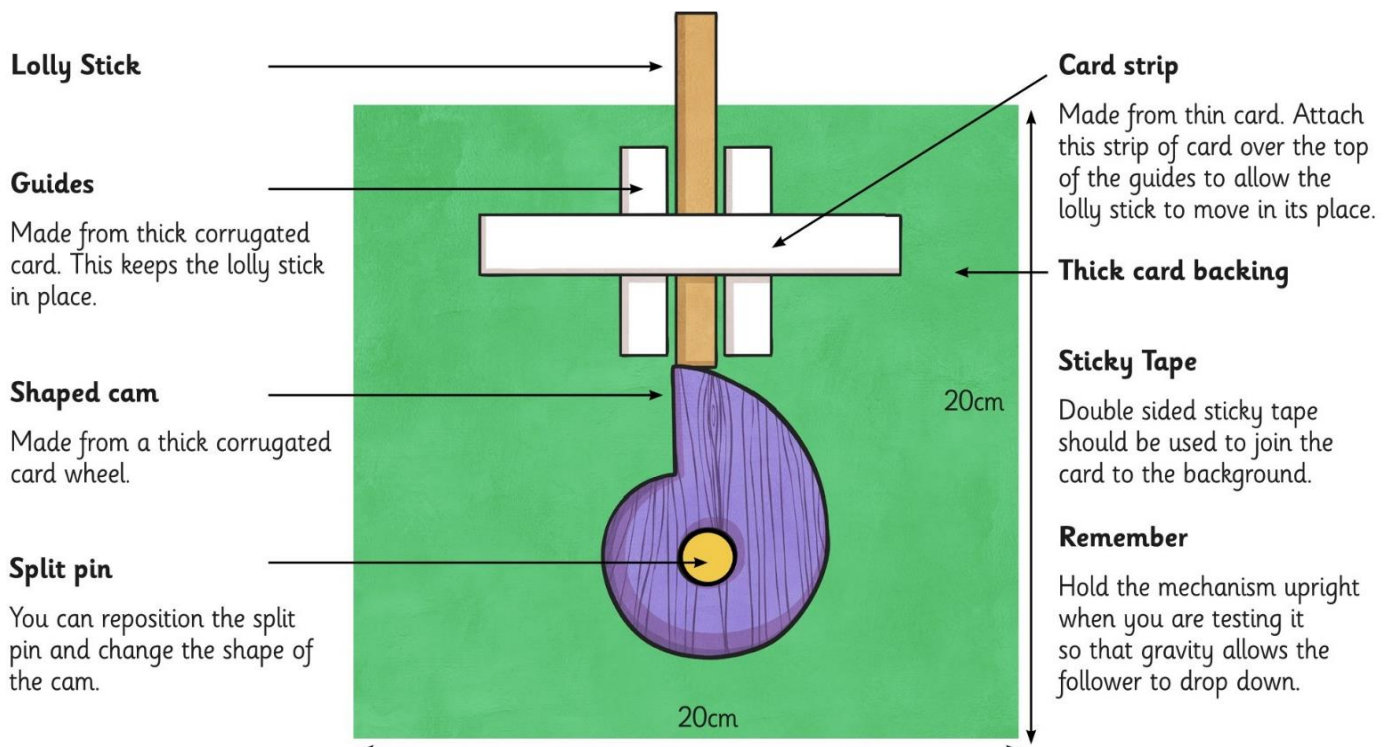
DESIGN TECHNOLOGY

What is a CAM?



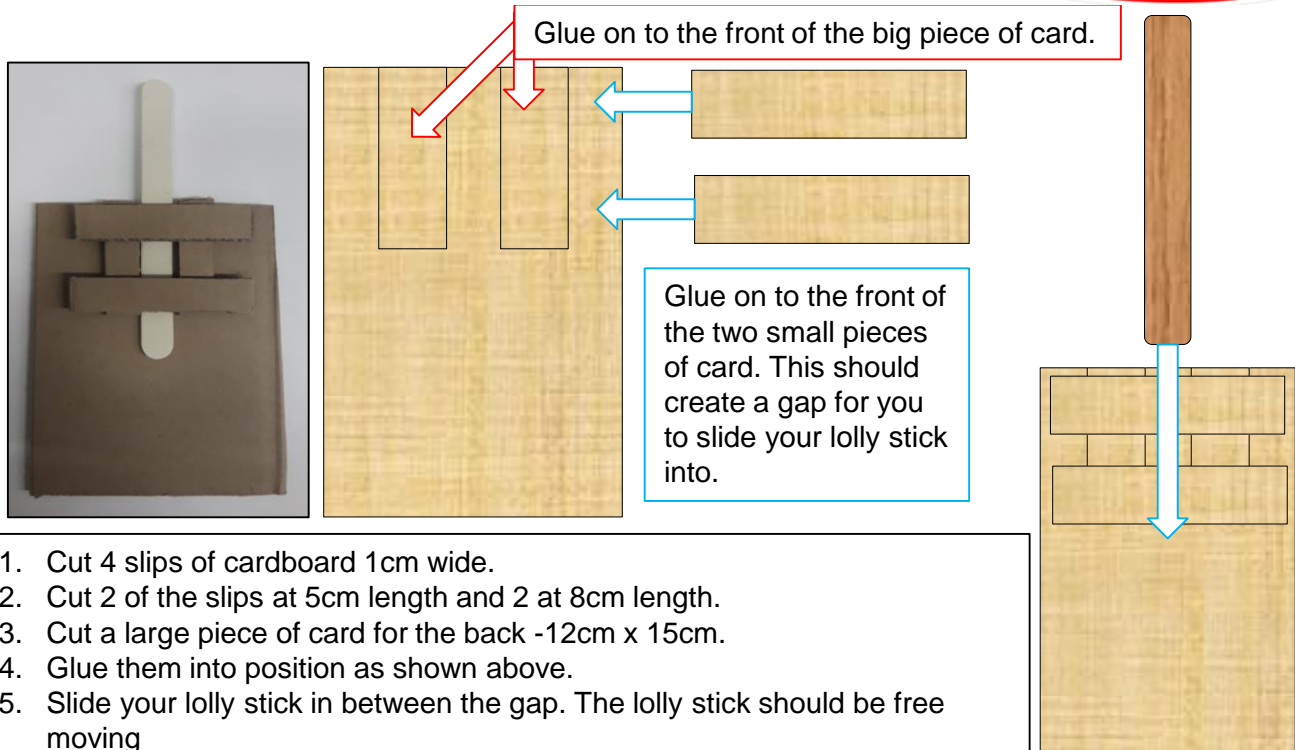
A cam is a rotating or sliding piece in a mechanical connection used especially in transforming rotary motion into linear motion (up and down). They are used in cars and in lots of types of machines that need to change motion.





Follow the diagram on this page and the next page to make your own example of a simple cam mechanism.



DESIGN TECHNOLOGY



1. Cut the base and triangles for the sides to support your CAM mechanism. This will allow it to stand upright.
2. Glue the base to the bottom.
3. Glue the triangles to the side to support the frame



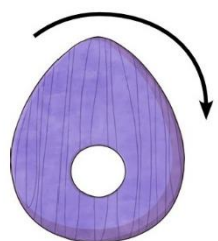

Use thick card to cut out the CAM shape. Don't make it too big - measure the area underneath the lolly stick first. Attach the CAM using a pin or a screw. **Ask parent / guardian first.** Be careful as these are sharp. Make sure the CAM is free moving and can be turned easily by hand.

DESIGN TECHNOLOGY

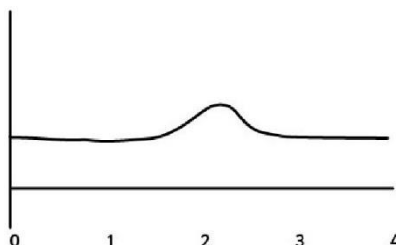


The Movement of Different Shaped Cams

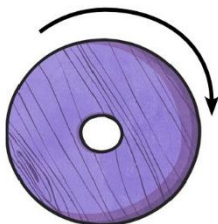
CAMS come in lots of shapes and sizes. This changes the type of motion it produces. Try replacing the cam with different shapes from the example below and explain how the motion changes. Draw a line by looking at the top of the lolly stick. If it moves up and down draw a bump either up or down from the line. Use the guide to help .



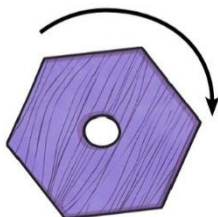

Rest



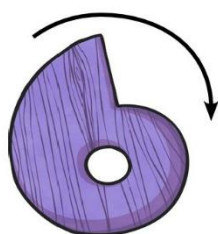
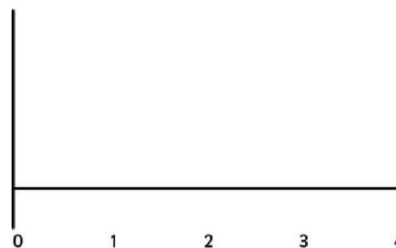
The Lolly stick gradually went up over a second then gradually back down over a second as the CAM rotated.



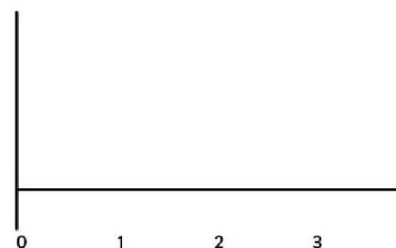
Rest



Rest



Rest





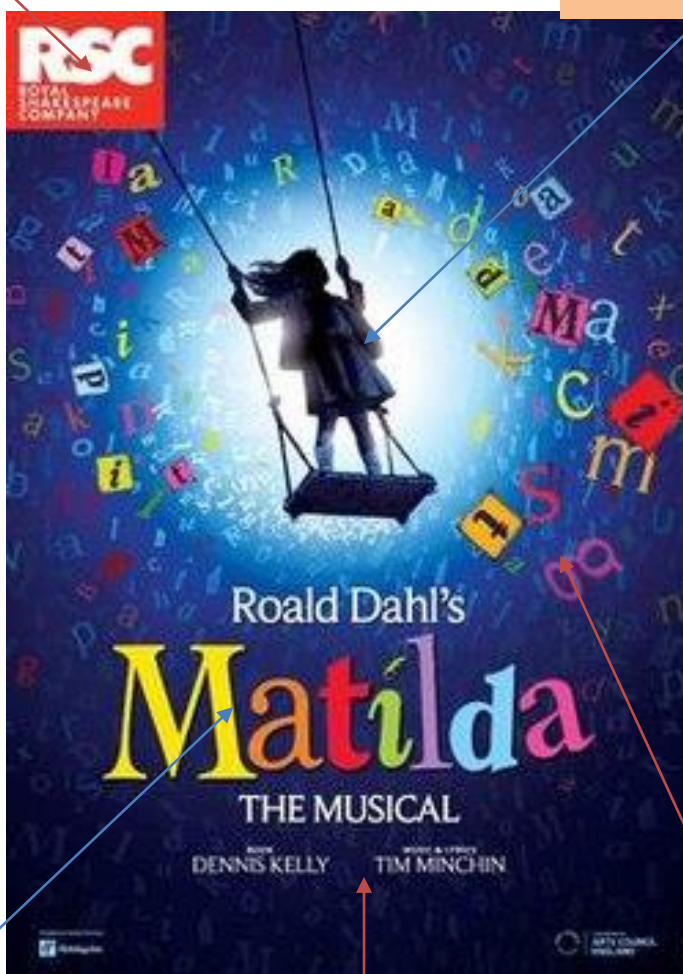
Drama

Have you studied Drama before? At Primary school? Drama club? Outside of school?	
Have you performed before? At school or outside of school? Which shows?	
Have you seen live theatre? School? Amateur show? Professional show?	
Do you have a favourite actor and why do you like them?	
What do you want your Drama teacher to know about you?	

You are going to create a poster for a theatre production. You can choose any show. Here is an example that shows you what to include.

Name of the theatre company

A picture to represent the show. Here it is in the centre to draw the eye into the middle






Title of the show. This is the biggest writing on the poster, it needs to stand out

Names of the writers

Background that reflects the show itself (colour is vital here as it needs to be eye catching)

Create your poster design. Use the examples to help you



You should include;
 The name of the show, and an image that reflects the show, make your background stand out and don't forget to use colour.
 The poster needs to be simple yet eye-catching. Use the examples here or search Google images "theatre posters" for ideas.

Full Name



ENTERPRISE

20 things to do before you start Bedford High School

- **MENTAL TOUGHNESS** is a new subject you will start to study at BHS. It's all about being the best you can be. It is based around 4Cs: Challenge, Commitment, Control & Confidence.
- Here are some **challenges** for you to complete over the summer. Record your **challenges** with an image, that you can save for when you start BHS, to share your experiences. Tick off the **challenges** below to monitor your progress:

CHALLENGES	How did you get on? 🏆🏆🏆🏆 5= BRONZE 9= SILVER 15= GOLD 20= PLATINUM
1 make and fly a kite	11 do something you are scared of
2 sleep under the stars (even in your garden)	12 invent and play a game
3 write a poem to describe yourself	13 write a letter to someone you admire telling them why you admire them
4 bake a cake and share it with someone special	14 climb a tree or big rock (safely!)
5 ride your bike	15 make a mud pie
6 make something with things you find	16 recite a poem
7 prepare a meal outdoors	17 dig for worms in your garden
8 research your hero and write up a fact sheet on them	18 create a piece of art to reflect your emotions
9 build a sandcastle	19 play on a beach / in a field
10 find a quote that represents you and turn it into a greeting or post card	20 create your own challenge and share it with someone else to try!

Full Name



FOOD TECHNOLOGY

Kitchen Equipment Pictures.MDP

Choose the correct match for each of the pictures.

1.



- (a) Toaster
- (b) Measuring spoons
- (c) Baking tray

2.



- (a) Frying pan
- (b) Can opener
- (c) Mixing bowl

3.



- (a) Measuring spoons
- (b) Grater
- (c) Chopping board

4.



- (a) Measuring jug
- (b) Grater
- (c) Wire cooling rack

5.



- (a) Measuring spoons
- (b) Sieve
- (c) Frying pan

6.



- (a) Weighing scales
- (b) Baking tray
- (c) Garlic press

7.



- (a) Grater
- (b) Mixing bowl
- (c) Wire cooling rack

8.



- (a) Wire cooling rack
- (b) Toaster
- (c) Measuring jug

9.



- (a) Sieve
- (b) Wire cooling rack
- (c) Measuring spoons

10.



- (a) Pastry cutters
- (b) Mixing bowl
- (c) Cake tin

11.



- (a) Garlic press
- (b) Bun tin
- (c) Toaster

12.



- (a) Garlic press
- (b) Mixing bowl
- (c) Pastry cutters

13.



- (a) Bun tin
- (b) Measuring jug
- (c) Sieve

14.



- (a) Measuring spoons
- (b) Weighing scales
- (c) Garlic press

15.



- (a) Measuring spoons
- (b) Toaster
- (c) Mixing bowl

16.



- (a) Measuring jug
- (b) Sieve
- (c) Cake tin



FOOD TECHNOLOGY

Can you find the names of the kitchen equipment in the wordsearch below ?

EQUIPMENT

F L K H K S W
N A P E C U A S R
C H E F S K N I F E J
K E F I N K E T T E L A P
K C A R G N I L O O C E R I W
S E L A C S G N I H G I E W Z Z M
I M Q L J P L A S T I C S P A T U L A
V E G E T A B L E K N I F E G T Y F O
T V N O O P S A E T A L P L A T E M N
N E H S N C H O P P I N G B O A R D M
E I A G G U J G N I R U S A E M V K G
L S P N S F S E T A L P E T I H W F W
B G W G Q O O N O O P S N E D O O W L
G E C N I S A B A K I N G T R A Y
M I X I N G B O W L Y E K W N
T A B L E S P O O N V N P
V W G L N H C M R X B
Z C G O B E M S T
L G G R Q D Y

baking tray
basin
Chefs knife
chopping board
fork
measuring jug

metal plate
mixing bowl
palette knife
plastic spatula
Rolling pin
saucepan

sieve
table knife
tablespoon
teaspoon
Tongs
vegetable knife

vegetable peeler
weighing scales
white plates
wire cooling rack
wooden spoon

Full Name



Games

Design your own PE kit

Name

Favourite sport

Team I play for/ support

Self Portrait

How much I enjoy running

How I feel about PE

ImaginationBox 2018

Name








Age

Grade

Full Name



Games

Fitness test	How to complete test	Attempt 1	Attempt 2
How many skips can you do in one minute?	Use a skipping rope, if you do not have a rope just skip on the spot.		
How many sit- ups can you do in 30 seconds?	Hands behind your head or across your chest 		
How many press – ups can you do in 30 seconds?	 If A is too difficult, have a go at B. 		
How many speed bounce jumps can you do in 30 seconds?	Find a line and jump over it as many times as you can. 		
How long can you balance on your right leg?	Stand on your right foot with your left foot in the air. Timer stops when your foot goes down (you can't hop) 		
How long can you balance on your left leg?	Repeat on left leg. 		
How long can you hold the plank?	Make sure you are on your elbows with your back flat. 		



Geography

You are going to draw a map and write a description of your route to Bedford High School from your home. If you will be coming on the bus or by car (as it is too far to walk), you could choose a route from your house to somewhere else (park, shops, primary school, etc.).

Task

- On the next page is a space to draw a map. It must have an overhead perspective. The map should have a title and a key. A key is used to show the symbols you have used on the map. You can make up your own map symbols but they must be neat and coloured in.
- You are also going to provide a description of the route. This will involve using full sentences to describe the features that you will be passing on your journey. There are questions below to get you thinking about the route. This will help you to write a full description.

Key example

Key



House



Bank



Store



Post Office



Library



School

What kind of **buildings** did you see on the way? Houses? Flats, detached, terraced?

Shops/businesses;

What did you see? What did they sell? Who do they sell to?

slope?

Was any part steep or gentle slope? Was it flat?

Roads?

Were they quiet or busy? Names?

People;

Mainly young old? School children? On their way to work? Different languages?

Animals;

Did you see pets? What kind? What wild animals/birds did you see? What were they called?

Building Age: Old or new?

Environment

Was it noisy or quiet? Lots of litter or not? Cars parked on or off the road? Parks?

Plants;

Do you see any trees? What kind? Were there any flowers? What plants were there?

My route to school

Street furniture;

Were there any seats? Post-boxes? Telephone boxes? Dog bins? Litter bins?



GEOGRAPHY

Map


Description
I started my journey ...

I finished my journey...

HISTORY



Designing a Medieval Coat of Arms



In medieval England important people, places, and organisations used something called **heraldry** as a way of identifying themselves. Heraldry uses different symbols and colours as a form of identification. A key part of heraldry was a **coat of arms**. Each family would have a coat of arms that acted like their personal logo. A family's coat of arms would appear in lots of places.

Where do you think people would display their coat of arms in medieval England?

On the right is an image of a Medieval Knight wearing the heraldry of the family he is representing. **Why do you think it was important for knights in battle to show off their heraldry like this?**



On the next page is a blank coat of arms. In each of the sections of the coat of arms, draw something to represent your personal history. You can choose from the list below or come up with your own ideas.

- Your family origins: Use something to signify the country, county, town, or city which you identify with
- Your name: You could use something to represent either your first or last name.
- Your interests: something that represents you as an individual (e.g. hobby, favourite pet, favourite sport, favourite team).
- Medieval Symbols: There is a list of medieval symbols next to the coat of arms. You could select something from this list that you think matches your personality.

Full Name

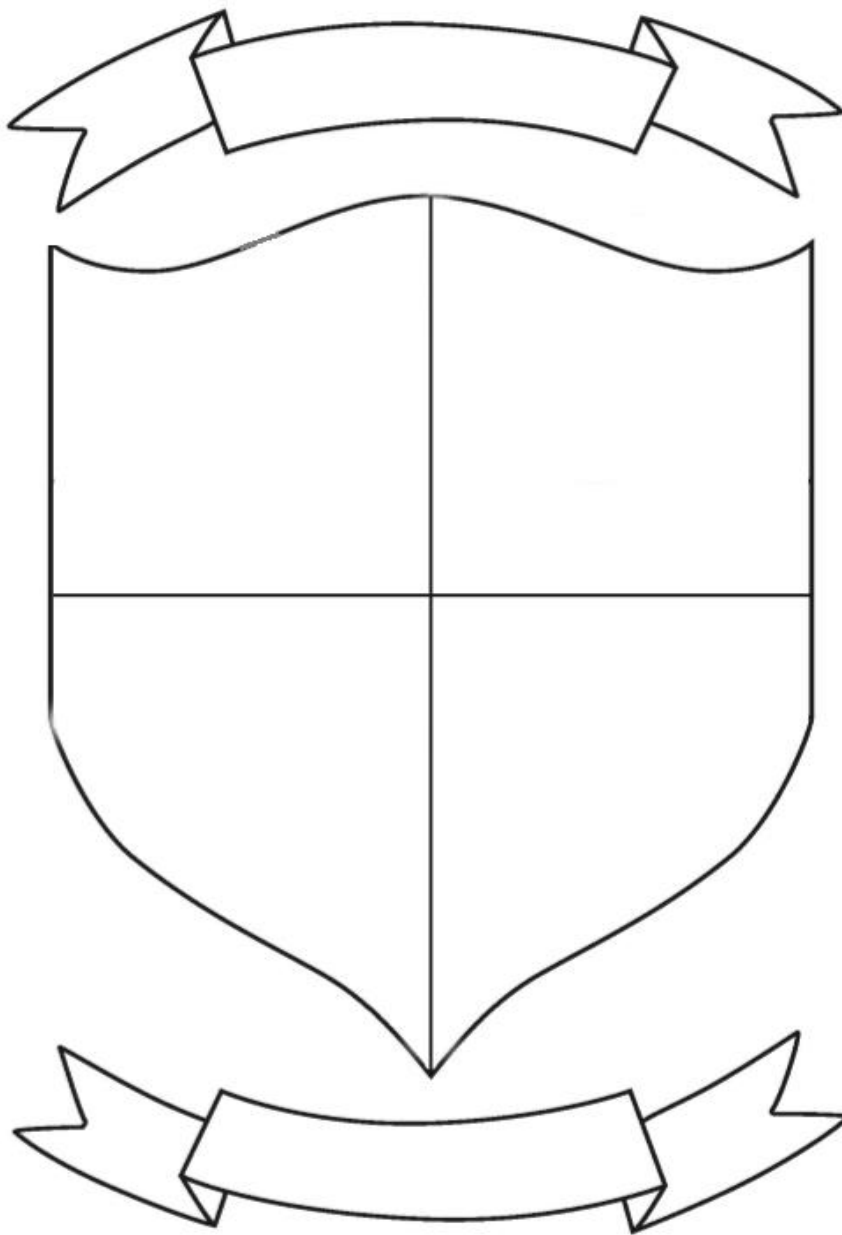
Here are some medieval heraldic colours and symbols to help you design your coat of arms.

Heraldic Colours

White – Peace
Gold – Generosity
Red – Strength
Blue – Loyalty
Green – Joy,/Hope
Orange – Ambition
Maroon – Patience
Black – Resistance

Heraldic Animals

Bear: Protective
Dog - Loyal
Eagle - Leader
Dragon - Defender
Fox - Clever
Lion - Brave



What have you chosen to include in your coat of arms? Why did you choose to include these things?



MFL - FRENCH

Bienvenue

Can you answer these 5 questions about France?

What does the word Bienvenue mean in English?	
How do you say 'Hello' and 'Goodbye' in French?	
What countries border France on a map?	
What food is typically associated with France?	
Have you ever been to France or a French speaking country? Explain what it was like.	

Draw lines to match the French and English food words.

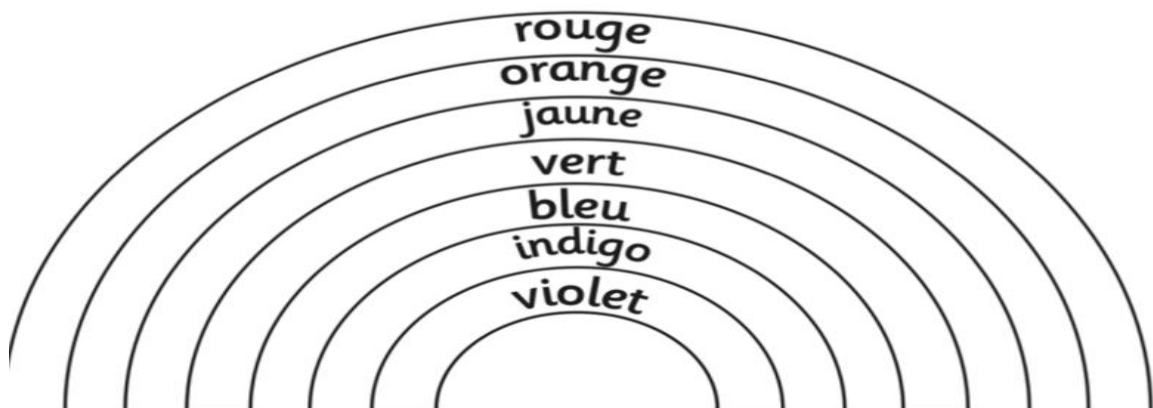
- | | |
|--------------------|-----------------|
| 1. Le lait | a. Orange juice |
| 2. Le fromage | b. Yoghurt |
| 3. Le poulet | c. Ice-cream |
| 4. La glace | d. Cheese |
| 5. Le yaourt | e. Fish |
| 6. Le jus d'orange | f. Chicken |
| 7. Le poisson | g. Milk |



MFL - FRENCH

Arc en ciel

- 1 un
- 2 deux
- 3 trois
- 4 quatre
- 5 cinq
- 6 six
- 7 sept
- 8 huit
- 9 neuf
- 10 dix
- 11 onze
- 12 douze
- 13 treize
- 14 quatorze
- 15 quinze
- 16 seize
- 17 dix-sept
- 18 dix-huit
- 19 dix-neuf
- 20 vingt
- 21 vingt et un
- 22 vingt-deux
- 23 vingt-trois
- 24 vingt-quatre
- 25 vingt-cinq
- 26 vingt-six
- 27 vingt-sept
- 28 vingt-huit
- 29 vingt-neuf
- 30 trente
- 31 trente et un



Complete the sums and write the answers in French.

- a) $un + un =$
- b) $cinq + cinq =$
- c) $dix + six =$
- d) $huit + quatre =$
- e) $onze + neuf =$
- f) $sept + sept =$
- g) $vingt + cinq =$
- h) $quinze + quinze =$

Follow us @:
bedfordmfl



Full Name

MFL - SPANISH

!Bienvenidos!

Can you answer these 5 questions about Spain?

How do you say 'Spain' in Spanish?	
How do you say 'Hello' and 'Goodbye' in Spanish?	
What food is typically associated with Spain?	
What two countries border Spain on a map ?	
What does Camila Cabello's song 'Señorita' mean in English?	

Have you ever been to Spain or a Spanish speaking country? Write a small paragraph about your experience.



Full Name



MFL - SPANISH

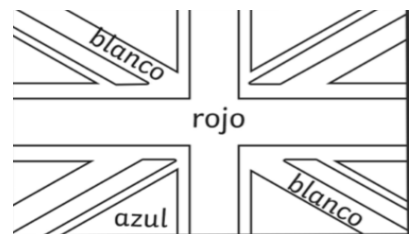
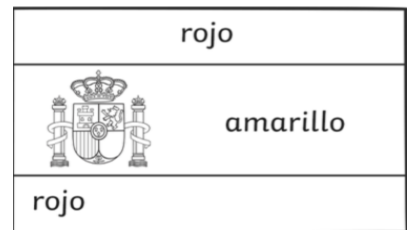
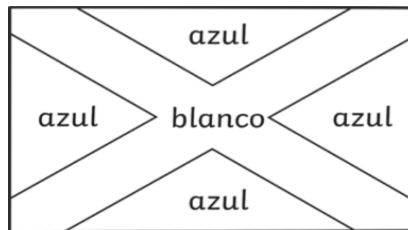
Match these Spanish and English words together.

- | | |
|----------------|-----------------|
| 1. Me llamo | a. House |
| 2. Me gusta | b. England |
| 3. No me gusta | c. I like |
| 4. Inglaterra | d. Family |
| 5. La casa | e. My name is |
| 6. La familia | f. School |
| 7. El colegio | g. I don't like |

Los colores y las banderas

What are these Spanish colours?
 Colour in the flags according to the colours.

1. Amarillo=
2. Rojo=
3. Naranja=
4. Azul=
5. Negro=
6. Gris=
7. Violeta=
8. Verde=
9. Blanco=



Follow us @:
 bedfordmfl

Circle which countries speak Spanish



Full Name



MUSIC

Have you been involved in playing or singing music? e.g. Let's Sing, classroom activities, learning an instrument or choir

What musical instruments do you currently play or have played in the past? e.g. violin or trumpet (Remember the voice is an instrument)

What musical grades (exams) have you achieved?

Where have you performed? e.g. assembly, Christmas concert or Let's Sing

Who is your favourite band/artist? Why? e.g. Adele because ...

Have you been to see a live concert/performance? e.g. MEN Arena. Which band/artist did you see?

WHAT IS YOUR FAVOURITE THING ABOUT MUSIC?

Full Name



MUSIC


BUILD YOUR OWN FANTASY BAND

- Create a name for your band. It has to have a musical name like 'Rhythm Kings'.
- List two styles of music they would play? e.g. pop and rock music
- The members of the group can be famous musicians and singers already. (one has to be from an orchestra)

VIRTUAL MUSIC MAKING

Spend some time exploring the app

GROOVEPAD. You can practise your 'virtual' DJ skills; have a go at putting rhythms together, create layers of sound and build amazing loops of beats. Download the app for hours of fun!



If your parents/guardians have an instagram account ask them to follow **@bedfordarts** to keep up to date with all we do!



Full Name



RELIGION and CITIZENSHIP

Religion and Citizenship explore ideas about life; from what we mean by 'right' or 'wrong', to questions like, what evidence can be used to say that God exists? We look forward to exploring these big ideas with you.

Task 1: Use your knowledge and your research to fill in the missing words in the Key Facts matrix below. Some have been filled in to help you.

Religion	Founder	Book	Followers	Building	Symbol
Christianity					
Islam			Muslims		
Judaism		Torah			
	Buddha				
Hinduism				Mandir	
Sikhism					Khanda

Task 2: Do you think symbols are important in 2020? Explain your answer.



Full Name



RELIGION and CITIZENSHIP

Task 3: Create a piece of artwork to answer the following:

Who or what is God like? You need to think about:

- What images you are going to include
- What characteristics of God do you want to show? (kind, cruel, loving, evil).
- Do the images best reflect what you think? It is ok to say that God does not exist, if that is what you think, but you must show this in your artwork.



READING MATTERS

Quality Reads







A good book can transport you to new worlds and spark your imagination. There are many ways you can read. There is nothing better than having and holding a book in your bare hands. But you may prefer using a kindle, iBook or other e-reader. Audio books are best when you read along with the book. How many of these books can you read before starting at Bedford?

- 'The Way of the Warrior Kid' - Jocko Willink
- 'The Goldfish Boy' - Lisa Thompson
- 'Wonder' - R.J. Palacio
- 'Kid Normal' – Greg James and Chris Smith
- 'The Island at the End of Everything' – Kiran Millwood Hargrave
- 'Some Place More Than Others' – Renee Watson
- 'Can You See Me?' – Libby Scott
- 'No Ballet Shoes in Syria' – Catherine Bruton

Can you create a storyboard about the story or a book review? Or something else? Bring your creations with you for our library.

Dear Parents / Guardians

Please encourage regular reading with your child to foster the love of reading and to promote a thirst for learning, exploration and sheer enjoyment.





READING MATTERS

STORYBOARD

TITLE:		AUTHOR:		

Full Name

--



READING MATTERS

STORYBOARD

TITLE:		AUTHOR:		

Full Name


--



READING MATTERS

Full Name

--



READING MATTERS

Full Name

--



Stay safe Be kind

We will see you soon

Team Bedford